

CESSNA

177 AND CARDINAL

PASSENGER BRIEFING CARD

NOTE: THIS CARD CONTAINS IMPORTANT INFORMATION. PLEASE READ BEFORE TAKEOFF.
GENERAL INFORMATION

SEAT ADJUSTMENT

TAKEOFF AND LANDING




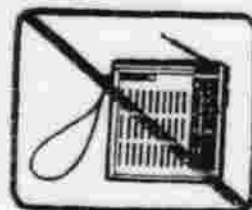
- SEAT BACKS - MOST UPRIGHT POSITION
- SEATS, SEAT BELTS AND SHOULDER HARNESES - ADJUSTED AND LOCKED
- EXTINGUISH ALL SMOKING MATERIALS



SEAT BACK
ADJUSTMENT
HANDLE

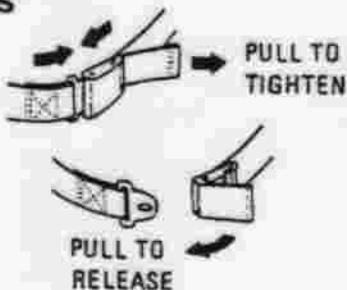


DON'T USE RADIOS OR
SEE-THRU LIGHTERS
WHEN IN FLIGHT

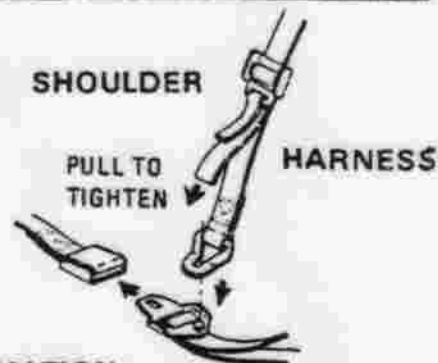


SEAT BELTS

SEAT BELT MUST BE FASTENED
FOR TAKEOFF AND LANDING.
FOR OTHER PHASES OF FLIGHT,
RECOMMEND SEAT BELT REMAIN
FASTENED WHILE SEATED.



SHOULDER

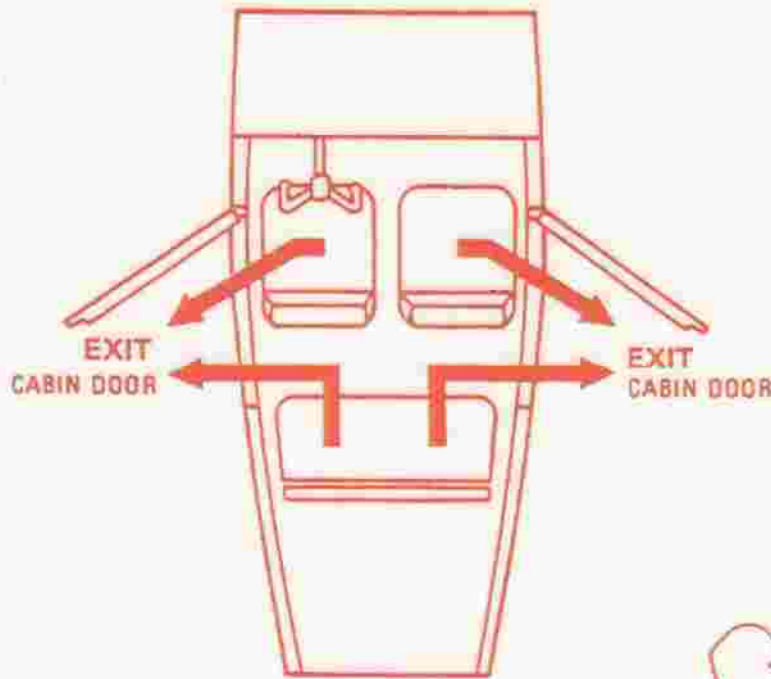


SEE OTHER SIDE FOR EMERGENCY INFORMATION.

EMERGENCY INFORMATION

EMERGENCY EXITS

WARNING: WHEN EXITING AIRPLANE AVOID PROPELLER



FRONT CABIN DOORS (L&R)



EMERGENCY BRACING POSITIONS

WITH SHOULDER HARNESS

- SEAT BELT SNUGLY FASTENED WITH SHOULDER HARNESS ATTACHED
- SEAT UPRIGHT, HEADREST FULLY EXTENDED
- CHIN ON CHEST
- HANDS CLASPED TOGETHER ACROSS MIDDLE

WITHOUT SHOULDER HARNESS

- UPPER BODY LEANING FORWARD
- HANDS UNDER THIGHS



LANDING ON WATER
AMARAJE
AMERASSAGE

INFLATORS



FIRE EXTINGUISHER

LOCATION WILL BE ANNOUNCED BY FLIGHT CREW.



To Operate: Hold upright - Pull pin - Press lever handle Discharge at base of flame With side to side motion.